



ಬೃಹತ್ ಬೆಂಗಳೂರು ಮಹಾನಗರ ಪಾಲಿಕೆ
Bruhat Bengaluru Mahanagara Palike



BBMP COVID-19 WAR ROOM 25.05.2023

BBMP / COVID-19 WAR ROOM / BULLETIN – 1158/ 25.05.2023 / #BBMPfightsCOVID19



OVERVIEW OF COVID-19 IN BENGALURU

CASE TRENDS ACTIVE CASES **70**

<u>Confirmed Cases</u>	<u>Recovered Cases</u>	<u>Death Cases</u>
18 18,86,663 [#]	32 18,69,593 [#]	0 17,000 [#]

HOSPITALIZATION **6**

<u>ICU – V</u>	<u>ICU</u>	<u>HDU</u>	<u>General</u>
-	-	-	6

INCLUDES GOVT. QUOTA AND PRIVATE WALK-IN HOSPITALIZATION

VACCINATION **9** 2,07,00,571[#]

<u>First Dose</u>	<u>Second Dose</u>	<u>Precaution Dose</u>
3 96,89,853 [#]	5 95,11,643 [#]	1 14,99,075 [#]

TRIAGING

MTU
5

Tele Triage
10

ACTIVE CZs

0

MCZs (< 5 cases)
0

Clusters (> 5 cases)
0

TESTING **2,566** 3,24,08,969[#]

<u>RAT</u>	<u>RTPCR</u>
1,107	1,459

Positivity :0.58%
*FOR LAST 7 DAYS

: indicates cumulative numbers till date



ABSTRACT OF COVID-19 SCENARIO IN BENGALURU


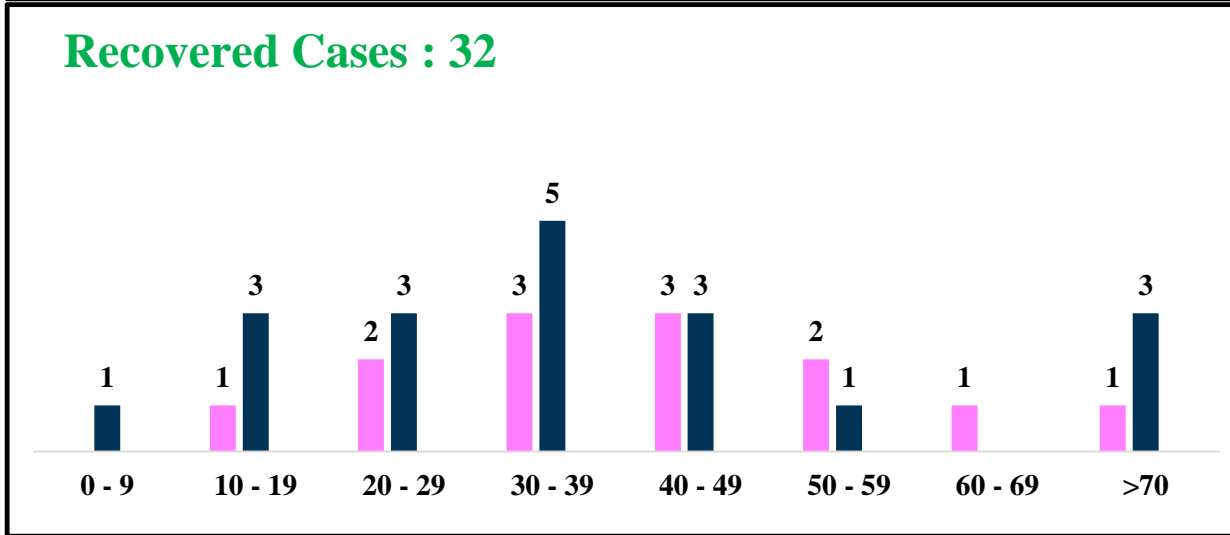
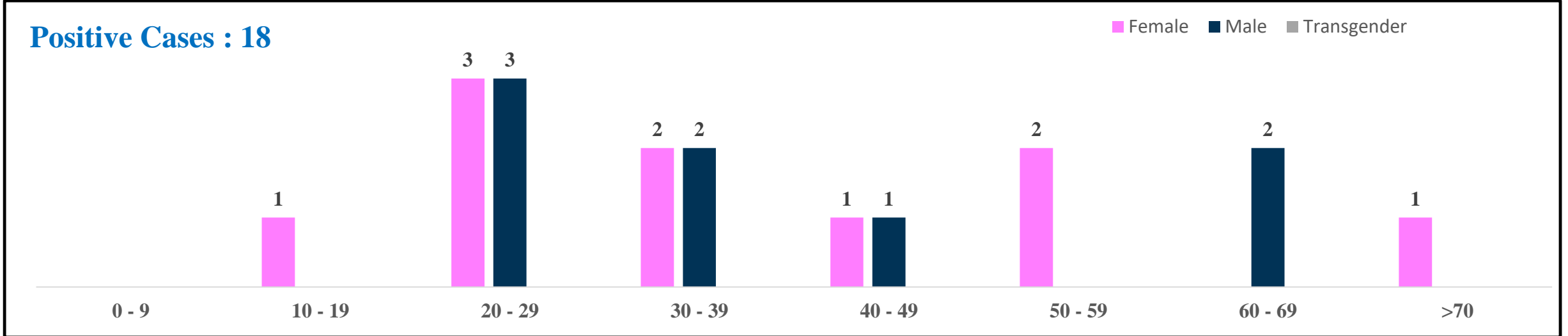


	MALE			FEMALE			TRANSGENDER			TOTAL		
	Last 24 Hours	Last 7 Days	Cumulative	Last 24 Hours	Last 7 Days	Cumulative	Last 24 Hours	Last 7 Days	Cumulative	Last 24 Hours	Last 7 Days	Cumulative
Positive Cases	8	48	11,11,893	10	52	7,74,574	0	0	196	18	100	18,86,663
Recovered Cases	19	101	10,99,525	13	82	7,68,938	0	0	187	32	183	18,69,593
Death Cases	0	0	10,769	0	0	6,227	0	0	4	0	0	17,000
Total Tests Done	In Last 24 hrs. : 2,566			In last 7 days : 17,283			Cumulative : 3,24,08,969					
983	In Last 24 hrs. : 9			In last 7 days : 64			Cumulative : 2,07,00,571					
ACTIVE CASES									70			

*Covid deaths occurred today : 00 | Covid deaths occurred beyond last 24hrs., reported today : 00



LAST 24 HOURS AGE GROUP AND GENDER WISE DISTRIBUTION

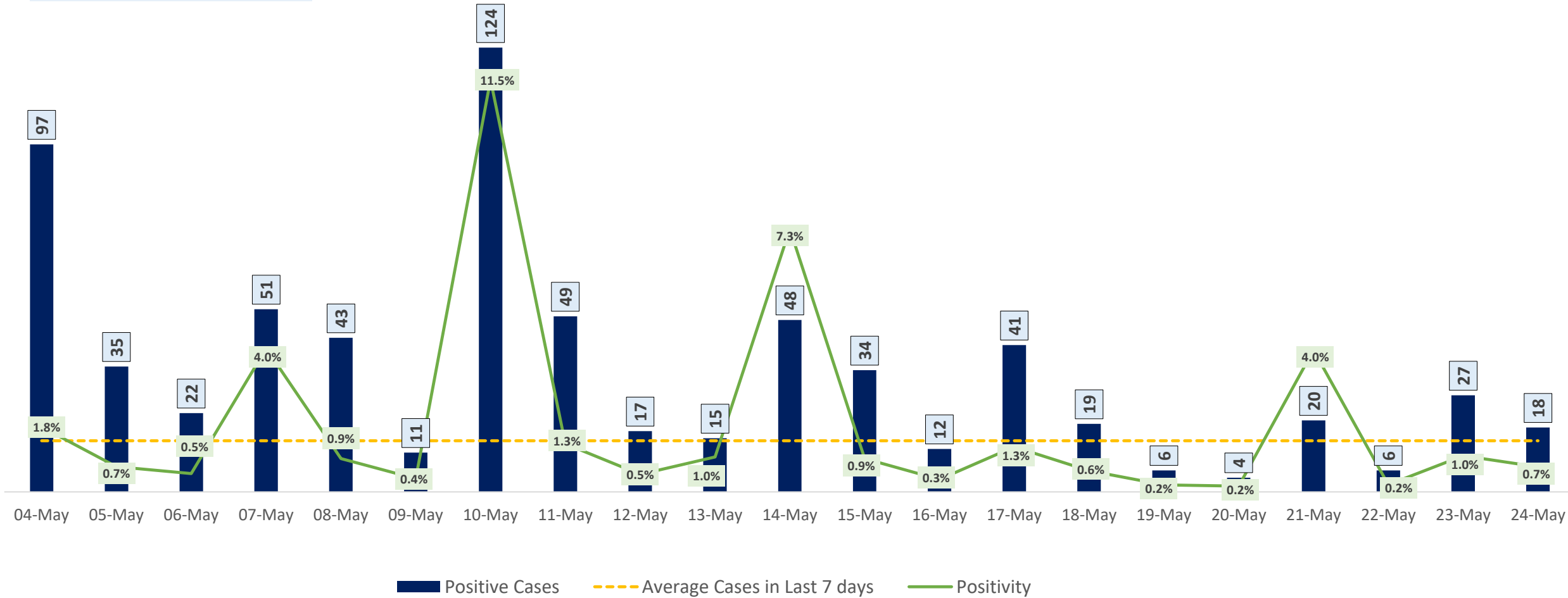




POSITIVITY RATE OF BENGALURU – LAST 21 DAYS



Average Cases in Last 7 days : 14

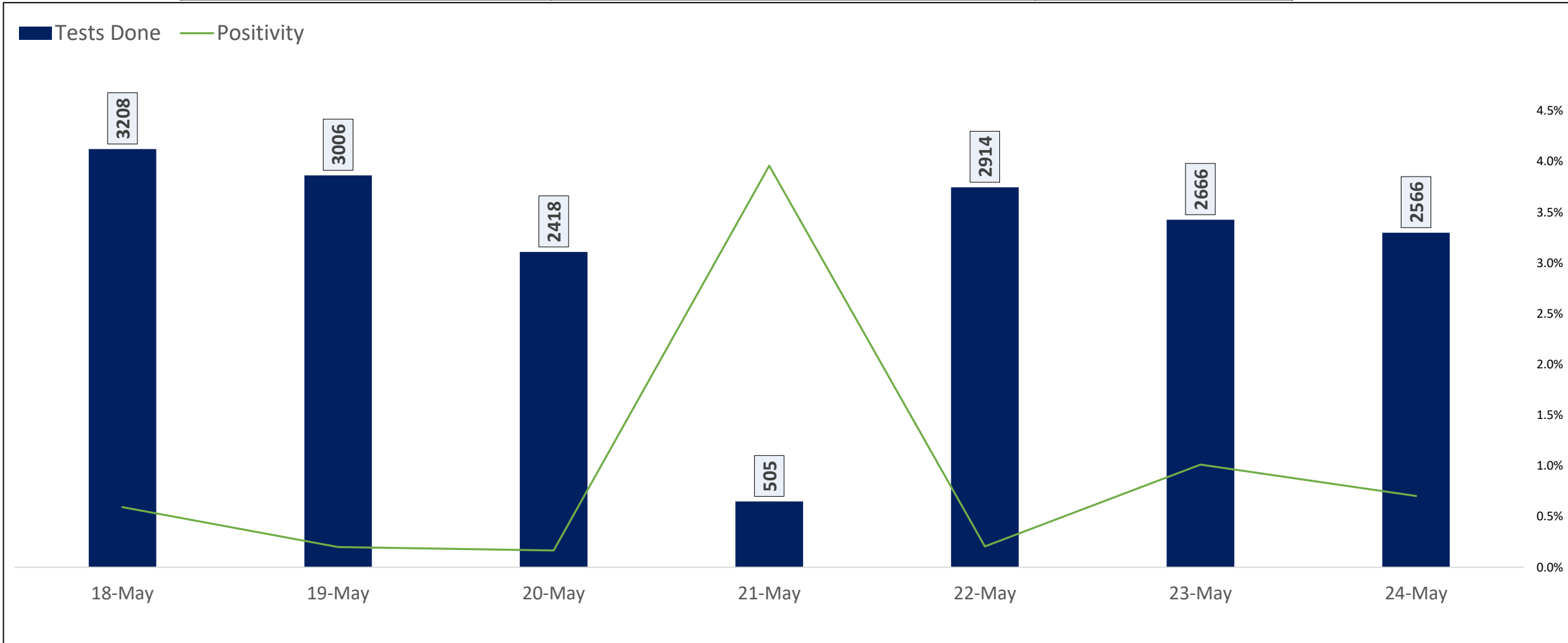




TESTING TRENDS IN BENGALURU

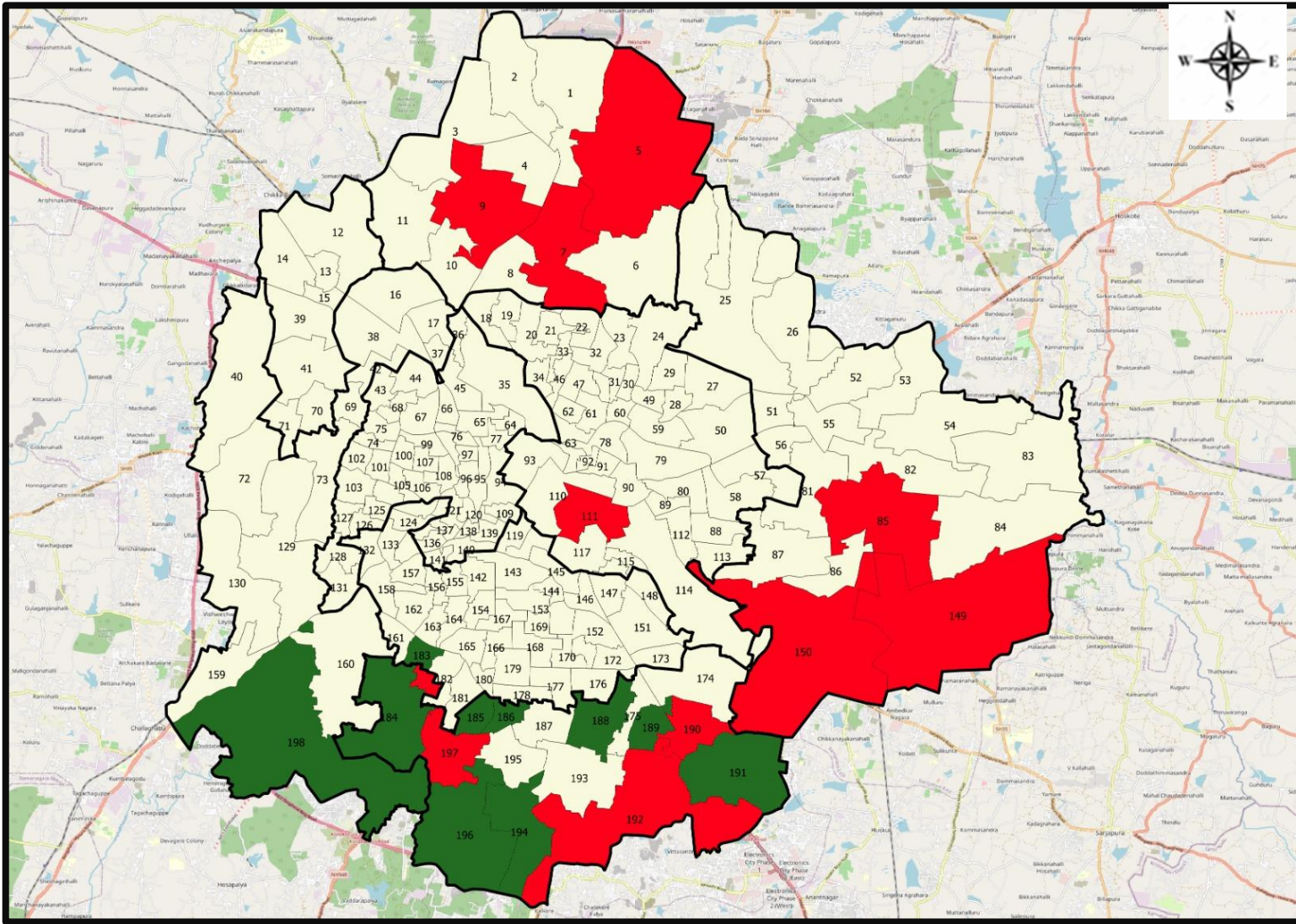


Total Test Conducted Till Date	Test Conducted Last 24 hours	Last 7 Days Average
3,24,08,969	2,566	2,469





BENGALURU URBAN MAP SHOWING TREND OF POSITIVE CASES IN LAST 7 DAYS



Top 10 wards reporting highest number of positive cases in last 10 days

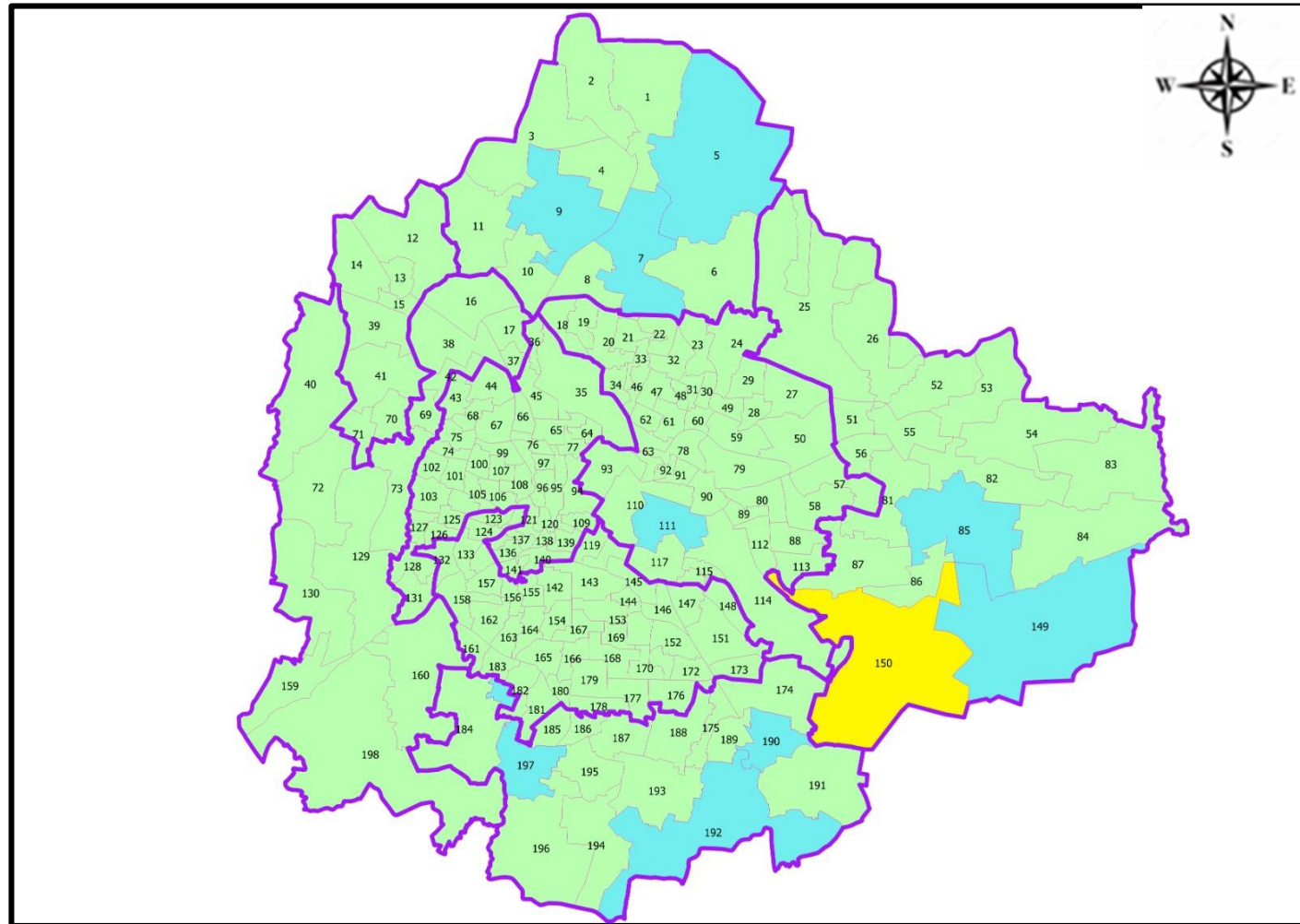
Ward No.	Ward Name	Daily Cases Average
150	Bellanduru	1
111	Shantala Nagar	1
149	Varthuru	1
5	Jakkuru	1
7	Byatarayanapura	1
9	Vidyaranyapura	1
85	Dodda Nekkundi	1
190	Mangammanapalya	1
192	Begur	1
197	Vasanthpura	1







Top 10 wards reporting least number of positive cases in last 7 days

Ward No.	Ward Name	Daily Cases Average
198	Hemmigepura	0
196	Anjanapura	0
194	Gottigere	0
191	Singasandra	0
189	Hongasandra	0
188	Bilekhali	0
186	Jaraganahalli	0
185	Yelchenahalli	0
184	Uttarahalli	0
183	Chikkalsandra	0



BENGALURU MAP SHOWING INTENSITY OF POSITIVE CASES IN LAST 7 DAYS



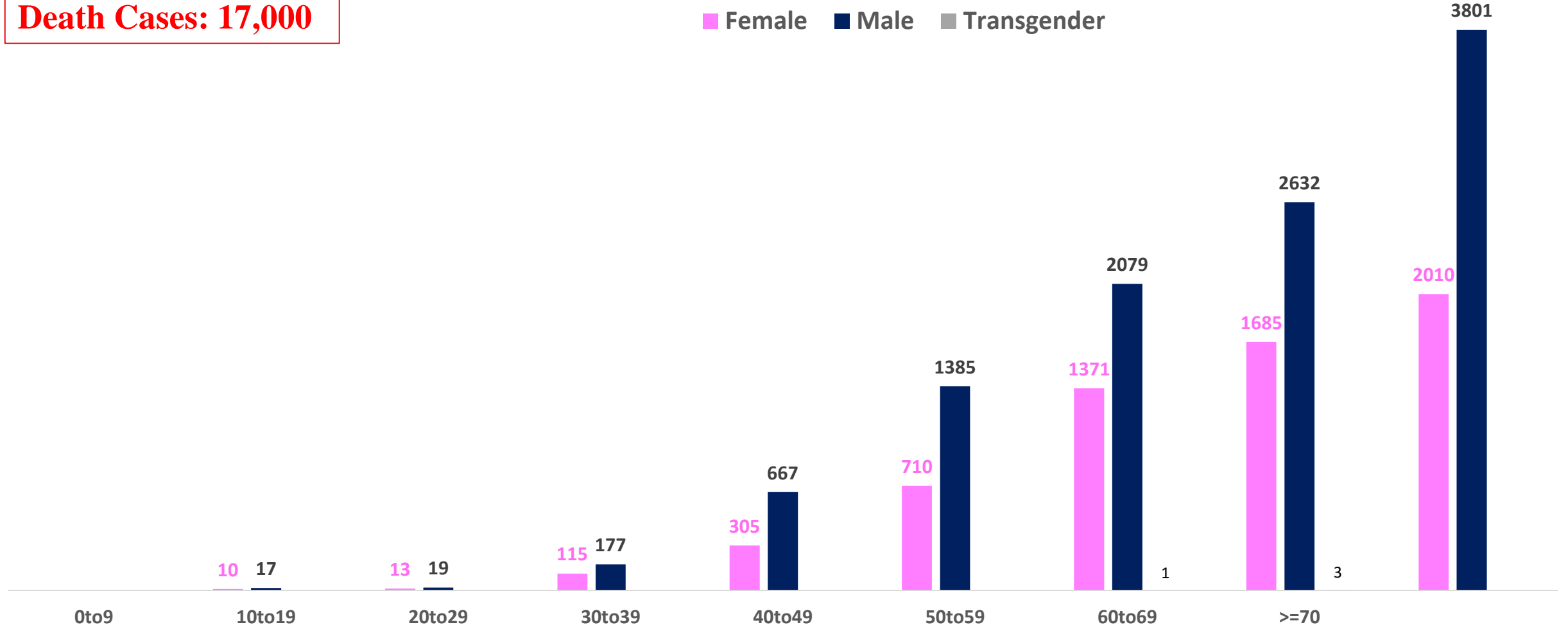
-  **Level 1 : 0 to 1 Cases**
-  **Level 2 : 1 to 3 Cases**
-  **Level 3 : 3 to 5 Cases**
-  **Level 4 : 5 to 10 Cases**
-  **Level 5 : More than 10 Cases**
-  **Zone Boundaries**



AGE AND GENDER WISE DISTRIBUTION OF DEATH CASES



Death Cases: 17,000





SNAPSHOT OF COVID-19 CASES IN BENGALURU URBAN



**Total Wards With
< = 1 Cases* :
159**

**Tests Conducted
on 24.05.2023:
2,566**

**Recovery
Rate*:
99.10%**

**Total
Active Cases :
70**

**Total Vaccinated
on 24.05.2023:
9**

**Positivity
Rate* :
0.58%**

**Active
Rate*:
0.00%**

**Case
Fatality Rate* :
0.00%**





*Total positive cases In the past 7 days

*CFR and positivity is for Past 7 days



ಬೃಹತ್ ಬೆಂಗಳೂರು ಮಹಾನಗರ ಪಾಲಿಕೆ
Bruhat Bengaluru Mahanagara Palike



Download BBMP Bulletin	https://apps.bbmpgov.in/covid19/mediabulletin.php
To register for vaccination :	https://selfregistration.cowin.gov.in/
BBMP COVID19 Dashboard:	https://apps.bbmpgov.in/covid19/
Follow us on:	 www.facebook.com/bbmp.comm1/
	 twitter.com/BBMPCOMM
	  BBMPSplHealth

Issued by:

Honorable Chief Commissioner, BBMP
Special Commissioner Health, BBMP
MD, Bengaluru Smart City Limited

THANK YOU !

